

























Result List BRATISLAVA

Place	Bib	Name	YoB	Country		Time	Differ.	Poins
OPEN								
Women								
1.	1046	ZEMANOVIČOVÁ Erika	1998	SVK		0:03:33,96		80
2.	1047	FERANCIKOVA Veronika	1990	SVK		0:04:12,40	+00:38,44	68
3.	1045	HALASZ Jana	1976	AUT		0:05:10,63	+01:36,67	60
4.	1048	FERUSOVÁ Michaela	2000	SVK		0:05:30,80	+01:56,84	54
5.	1044	DOBROVIČOVÁ Jana	1985	SVK		0:05:54,90	+02:20,94	48
Men								
1.	131	KOVÁČ Peter	1991	SVK		0:02:05,08		80
2.	148	RAJČAN Maroš	1989	SVK		0:02:15,58	+00:10,50	68
3.	151	HALASZ Martin	1981	SVK		0:02:23,01	+00:17,93	60
4.	117	NEUBERG Dominik	1994	SVK		0:02:28,00	+00:22,92	54
5.	88	ŠUMPÍK Tibor	1975	SVK		0:02:28,17	+00:23,09	48
6.	125	SMATANA Martin	1990	SVK		0:02:30,27	+00:25,19	44
7.	124	TROCHTA Daniel	1994	SVK		0:02:30,57	+00:25,49	40
8.	98	SOUČEK Michal	1994	CZE		0:02:32,46	+00:27,38	36
9.	138	KUBIS Michal	1992	SVK		0:02:38,79	+00:33,71	33
10.	137	SMOLÁRIK Tomáš	1995	SVK		0:02:40,41	+00:35,33	30
11.	142	BEZDEK Andrej	1975	SVK		0:02:46,53	+00:41,45	27
12.	108	ŠINDELÁŘ Martin	1977	SVK		0:02:49,33	+00:44,25	24
13.	111	NOVAK Erik	1988	SVK		0:02:53,03	+00:47,95	22
14.	144	KUČERA Adam	1999	SVK		0:02:56,85	+00:51,77	20
15.	140	HERMAN Peter	1980	SVK		0:02:58,46	+00:53,38	18
16.	113	HUDEEC Peter	1980	SVK		0:03:02,09	+00:57,01	16
17.	114	PETRATUR Tomáš	1988	SVK		0:03:03,59	+00:58,51	14
18.	150	TOMKO Jakub	1996	SVK		0:03:08,56	+01:03,48	13
19.	135	KUNA Filip	1983	SVK		0:03:09,26	+01:04,18	12
20.	149	RAUČINA Martin	1982	SVK		0:03:13,94	+01:08,86	11
21.	146	ZAGOROV Martin	1989	SVK		0:03:17,83	+01:12,75	10
22.	136	MAZACEK Ladislav	1982	SVK		0:03:21,11	+01:16,03	9
23.	143	FEHÉR Michal	1988	SVK		0:03:24,65	+01:19,57	8
24.	112	GARAJ Slavomír	1979	SVK		0:03:32,04	+01:26,96	7
25.	132	HOJSÍK Dalibor	1971	SVK		0:03:34,16	+01:29,08	6
26.	122	SPIŠÁK Vojtech	1973	SVK		0:03:36,09	+01:31,01	5
27.	139	KLINČÚCH Roman	1971	SVK		0:03:38,26	+01:33,18	4
28.	145	ZAGOROV Ľubomír	1985	SVK		0:03:39,93	+01:34,85	3



Place	Bib	Name	YoB	Country		Time	Differ.	Poins
29.	119	KANDRA Radoslav	1974	SVK		0:03:40,43	+01:35,35	2
30.	109	ŠELC Michal	1988	SVK		0:03:41,10	+01:36,02	1
31.	147	HAJDUK Pavol	1973	SVK		0:04:01,62	+01:56,54	
32.	107	ĐURIK Ljuboslav	1987	SRB		0:04:05,45	+02:00,37	
33.	115	VRABLIK Ladislav	1978	SVK		0:04:21,17	+02:16,09	
34.	126	RZAVSKY Andrej	1989	SVK		0:04:21,52	+02:16,44	
35.	200	VARGOVČÍK Ľudo		SVK		0:04:39,52	+02:34,44	
36.	116	LEGNAVSKÝ Ľubomír	1978	SVK		0:04:45,20	+02:40,12	
37.	134	HALASZ Robin	2005	AUT		0:04:59,70	+02:54,62	
38.	127	CHRENKO Bohuslav	1970	SVK		0:05:19,50	+03:14,42	
39.	141	JEDINÁK Igor		SVK		0:06:18,23	+04:13,15	
40.	106	KOVÁČ Karol	1968	SVK		0:06:36,42	+04:31,34	

ELIT







Women

1.	1001	WALSHAM Suzy	1974	AUS		0:02:23,66		80
2.	1003	KRCHOVA Zuzana	1990	CZE		0:02:29,22	+00:05,56	68
3.	1008	WINDISCH Veronika	1982	AUT		0:02:36,63	+00:12,97	60
4.	1004	CHOMANICOVA Kamila	1995	SVK		0:02:45,11	+00:21,45	54
5.	1005	LOPEZ Elisa Maria		MEX		0:02:58,28	+00:34,62	48
6.	1010	SHAKESPEARE Sonja		GBR		0:03:06,48	+00:42,82	44
7.	1007	KLANCNIK Jasmina	1983	SLO		0:03:09,45	+00:45,79	40
8.	1006	BONACINA Cristina		ITA		0:03:20,19	+00:56,53	36
9.	1009	CRISTONI Chiara		ITA		0:03:34,04	+01:10,38	33
10.	1011	POPOVICS Tunde	1968	HUN		0:03:36,48	+01:12,82	30
11.	1012	HETTICH Veronika		CZE		0:03:45,03	+01:21,37	27
12.	1015	ARANEZ Virna Lorene	1986	QAT		0:03:45,65	+01:21,99	24
13.	1016	DULAYOVÁ Lucia	1983	SVK		0:03:47,36	+01:23,70	22
14.	1014	STEBROVA Tereza	2000	CZE		0:04:30,22	+02:06,56	20

Men

1.	4	CELKO Tomas	1984	SVK		0:01:47,42		80
2.	1	LOBODZINSKI Piotr	1985	POL		0:01:49,53	+00:02,11	68
3.	3	STEFINA Stefan	1988	SVK		0:01:50,65	+00:03,23	60
4.	2	CARRENO Frank	1991	COL		0:01:51,27	+00:03,85	54
5.	31	KOVÁČ Michal		SVK		0:01:53,22	+00:05,80	48
6.	5	TOMICA Martin	1990	CZE		0:01:53,57	+00:06,15	44
7.	8	MARUNOWSKI Mateusz		POL		0:01:56,27	+00:08,85	40
8.	10	KARBOWY Arkadiusz	1993	POL		0:01:57,30	+00:09,88	36



Place	Bib	Name	YoB	Country		Time	Differ.	Poins
9.	16	HOLEC Pavel		CZE		0:02:04,25	+00:16,83	33
10.	7	HEIMANN Gorge	1968	GER		0:02:05,86	+00:18,44	30
11.	9	TIITS Rauno	1984	EST		0:02:07,05	+00:19,63	27
12.	6	HASCHER Ralf		GER		0:02:13,20	+00:25,78	24
13.	13	REITBERGER Rudolf	1971	AUT		0:02:17,84	+00:30,42	22
14.	17	RYBAR Samuel		SVK		0:02:20,28	+00:32,86	20
15.	12	MIGGE Lars		GER		0:02:24,03	+00:36,61	18
16.	23	TE RIJDT Wouter	1985	NED		0:02:25,73	+00:38,31	16
17.	21	HRABOŠ Matej	1995	SVK		0:02:30,15	+00:42,73	14
18.	11	HARRIS David	1974	GBR		0:02:34,60	+00:47,18	13
19.	30	CECETKA Dano	1970	SVK		0:02:34,69	+00:47,27	12
20.	24	MATUS Matej	1986	SVK		0:02:42,88	+00:55,46	11
21.	25	HAJEK Robert	1969	AUT		0:02:51,29	+01:03,87	10
22.	18	TYLEK Mateusz		POL		0:02:53,37	+01:05,95	9
23.	14	VELAZQUEZ Arturo		MEX		0:02:55,09	+01:07,67	8
24.	19	MANERIKAR Nishad	1982	IND		0:03:04,13	+01:16,71	7
25.	26	SPINZL Manfred	1972	AUT		0:03:06,29	+01:18,87	6
26.	20	RABL Alexander	1985	AUT		0:03:14,34	+01:26,92	5
27.	22	LETZING Heiko	1978	QAT		0:03:22,14	+01:34,72	4
28.	29	JENIGA Stano		SVK		0:03:46,15	+01:58,73	3
29.	27	SPRINGER Herbert	1971	AUT		0:03:50,74	+02:03,32	2
30.	600	REICHETZEDER Michael	1957	AUT		0:04:18,36	+02:30,94	1

Number of records: 89